

CAT5 VGA LONG RANGE DISTRIBUTOR SERIES

ITEM NO.: VD102, VD105, TTA111VGA-R



VD102, VD105 are designed for long range VGA distribution over cost effective CAT5 UTP cable. One or multi video input to multi output, with one VGA LOOP output (VGA cable) for local side, others are RJ45 output (CAT5 UTP cable) at remote side. All of them built in amplifiers for long-range VGA signal transmission up to 300 meters when work with TTA111VGA-R VGA receiver at remote side. Ideal for classrooms video distribution, lecture halls, retail kiosks, video information displays, overhead projector systems, PC-training systems, and tradeshow PC demo systems.

Features:

VD102 CAT5 VGA 1 input to 2 Output Distributor

- Each set including one piece VD102-T transmitter and one piece TTA111VGA-R receiver.
- **Dual output:** 1 VGA loop output for local, plus 1 CAT5 RJ45 output for remote side.
- Built in contrast, brightness adjustment at Receiver.
- Supports up to 1600x1200 @85Hz.
- Use **CAT5 cable** instead of VGA cable.
- **Long range transmission up to 300 meters (Max.)**.
- Power supply included.

VD105 CAT5 VGA 1 input to 5 Output Distributor

- Each set including one piece VD105VGA-T transmitter and one piece TTA111VGA-R receiver.
- **Dual output:** 1 VGA loop output for local, plus 4 x CAT5 RJ45 output for remote side.
- **Each VGA display equipment request one TTA111VGA-R receiver at remote side (Order separately).**
- Built in contrast, brightness adjustment at TTA111VGA-R Receiver.
- Supports up to 1600x1200 @85Hz.
- Use **CAT5 cable** instead of VGA cable.
- **Long range transmission up to 300 meters (Max.)**.
- Power supply included.

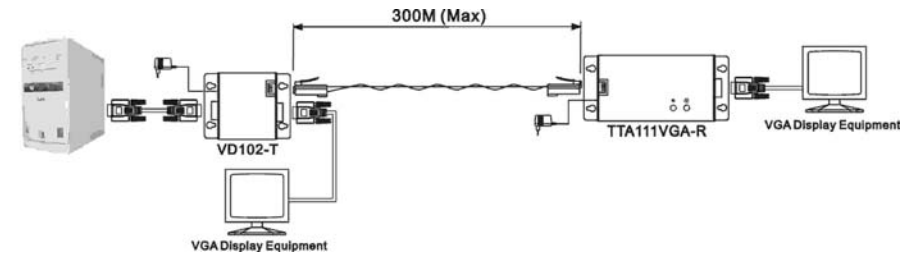
VD105 Option model:

TTA111VGA-R CAT5 VGA Active Long Range VGA Receiver

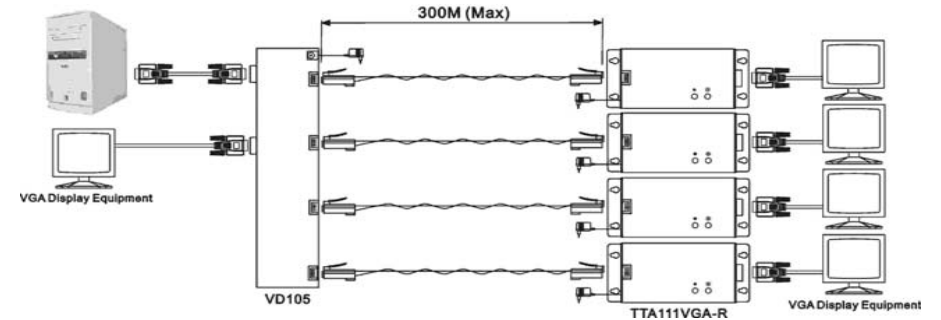
- **Work with VD105 as receiver for extra remote VGA display equipment.**
- Built in contrast, brightness adjustment
- Supports up to 1600x1200 @85Hz.
- Long range transmission up to 300 meters (Max.)

Installation View:

VD102



VD105

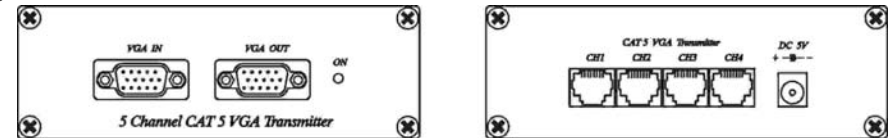


Panel View:

VD102



VD105



TTA111VGA-R

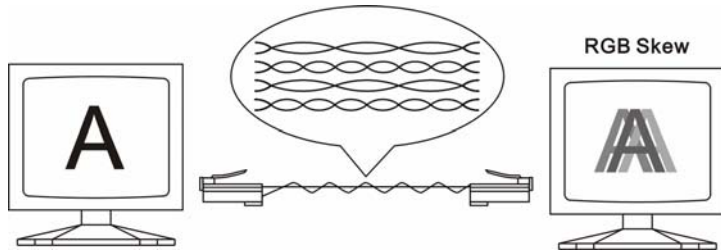


Specification:

ITEM NO.	VD102	VD105
Support Resolution	Up to 1600 x 1200 @ 85 Hz	
Transmission Distance	Up to 1000 ft. (300 m)	
Video Amplifier Bandwidth	150MHz	
Video Input Signals	RGB Analog (75Ω, 0.7Vp-p) Sync Signal H/V Separated (TTL)	
Horizontal Frequency Range	30-95KHz	
Vertical Frequency Range	50-180Hz	
VGA Connector	15-pin Mini D-Sub (High Density)	
Link Connector	1 x RJ-45	4 x RJ45
Power Supply	VD102-T, VD105-T : 5V DC 500mA, TTA111VGA-R 5V DC 500mA (External)	
Power Consumption	VD102-T 350mA (Max) , VD105-T 400mA (Max), TTA111VGA-R 250mA (Max)	
Temperature	Operation: 0 to 55°C, Storage: -20 TO 85°C, Humidity: up to 95%	
Dimensions W x H x D mm	VD102-T: 57.5 x 67 x 27, VD105-T: 57.5 x 67 x 27, TTA111VGA-R: 67x27x140	

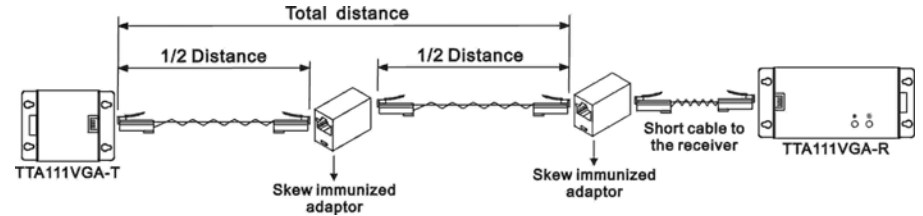
Installation Tips:

1. Due to the inside of CAT5 cable that the pairs of wires are twisted at different rates, AND the different quality on cable itself and installation that will cause different signal arrival time at each pair. If there are big different at arrival time, that will cause RGB skew status.. This is seen on the monitor as separation, or lack of convergence in colors. Normally it happens on long CAT 5 cable runs.



<http://www.foresight-cctv.com>

2. Recommend to use following cabling way to reduce skew status, to add special made "skew immunized adaptor", 2 pieces included at the package.



CAUTION: to avoid display equipment damaged, be sure to make correct cable connection and power for both VD102-T, VD105-T TTA111VGA-R before connecting VD102-T, VD105-T, TTA111VGA-R.

<http://www.foresight-cctv.com>