

Coaxial Cabling : Video Distributor & Video Amplifier Series

ITEM NO.: CD102, CD104, CD108, CD408, CD816, CD116, CD1664, CD102A, CD408A, CD816A, CD1632A, CA101, CA101A, CA404, CA101VH

CD102, CD104, CD108, CD408, CD816, CD116, CD1664 are video distributors with one or multi video input to multi output. CD102A, CD408A, CD816A, CD1632A, CA101, CA101A, CA404, CA101VH are amplifiers for long-range video transmission up to 1000 meters over RG59 coaxial cable. They are suitable for far distance, different floor in a building or different electrical field.



Features:

Video Distributor

CD102 1 Input to 2 Output, CD104 1 Input to 4 Output
CD108 1 Input to 8 Output, CD408 4 Input to 8 Output
CD816 8 Input to 16 Output, CD116 1 Input to 16 Output
CD1664 16 Input to 64 Output,

- Red LED: power on/off.
- It can be connected video camera, multiplexer, VCR, DVR...etc.
- Power supply included.

Video Distribution Amplifier

CD102A 1 Input to 2 Output, CD408A 4 Input to 8 Output
CD816A 8 Input to 16 Output, CD1632A 16 Input to 32 Output

- Wide bandwidth, video gain compensation amplification.
- HF compensation.
- 10dB adjustable image gain.
- Sharpness and Brightness adjustment.
- Transmission range: 1000 meters (RG59 coaxial cable)
- Red LED: power on/off.
- It can be connected video camera, multiplexer, VCR, DVR...etc.
- Power supply included.

Video Amplifier

CA101 1 Input to 1 Output, CA101A 1 Input to 1 Output with Audio
CA404 4 Input to 4 Output

- Wide bandwidth, video gain compensation amplification.
- Video and Audio level adjustment. (CA101A)

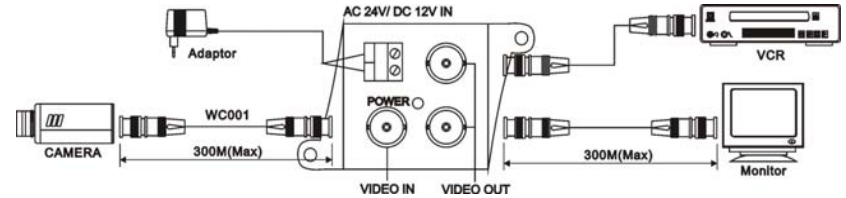
- HF compensation.
- 10dB adjustable image gain.
- Sharpness and Brightness adjustment.
- Transmission range: 1000 meters (RG59 coaxial cable)
- Red LED: power on/off.
- It can be connected video camera, multiplexer, VCR, DVR...etc.
- Power supply included.

CA101VH 1 Input to 1 Output High Quality Video Amplifier

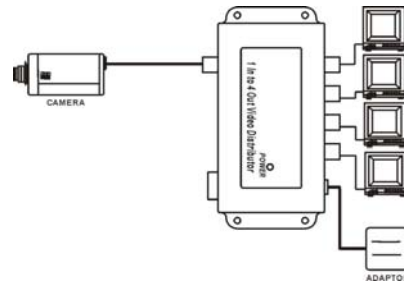
- Wide bandwidth, video gain compensation amplification.
- Built in Input Impedance adjustment.
- Built in Balance adjustment.
- Built in Liner Gain adjustment.
- Built in HF/MF/LF Compensation for color gain.
- Built in a highly balanced mode of video transmission for extra interference immunity.
- Built in Surge Protection.
- Red LED: As power on indicator.
- Perfect to maintain good quality picture for long-range transmission with DVR.
- Power supply included.

Installation View:

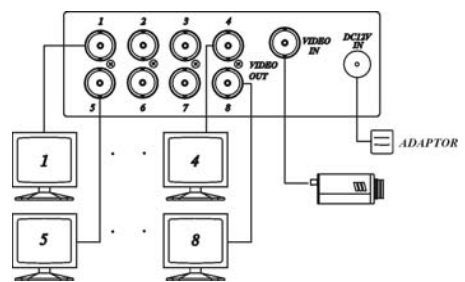
CD102 (AC24V/DC12V)



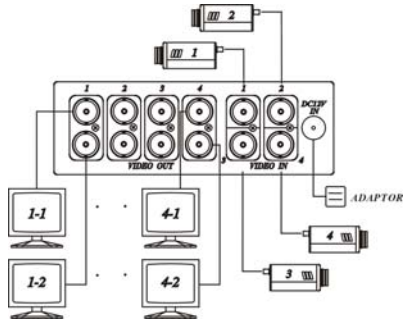
CD104 (AC24V/DC12V)



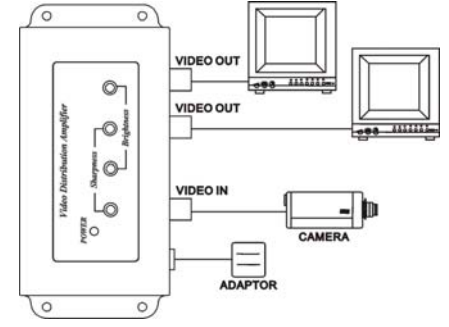
CD108



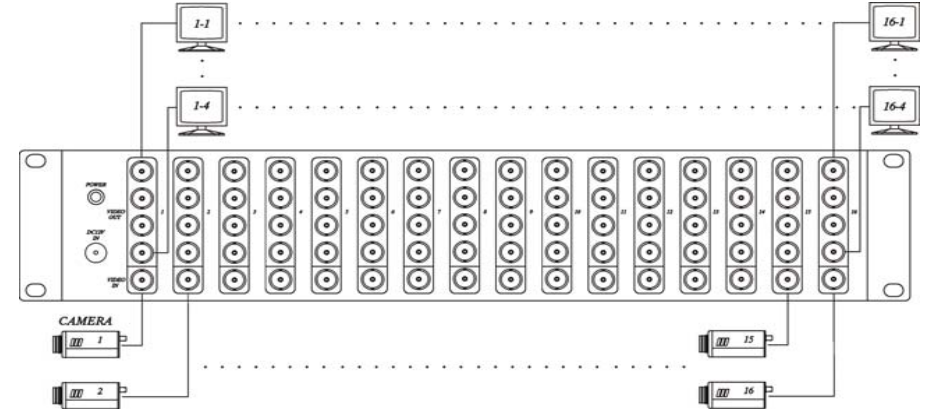
CD408/ CD408A



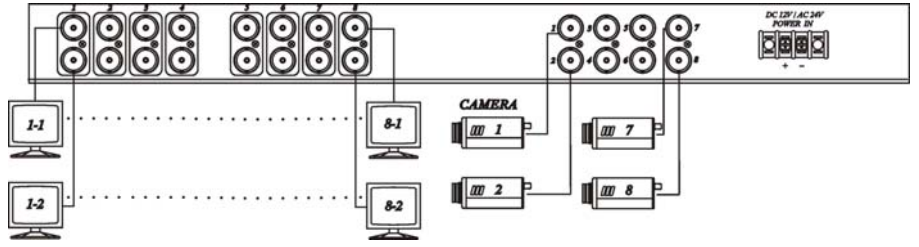
CD102A



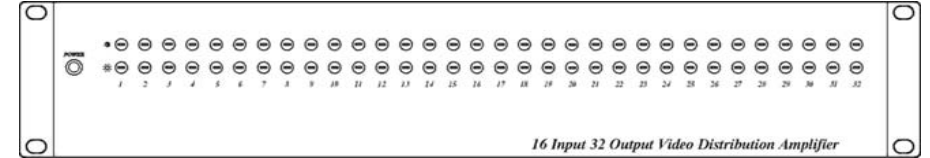
CD1664



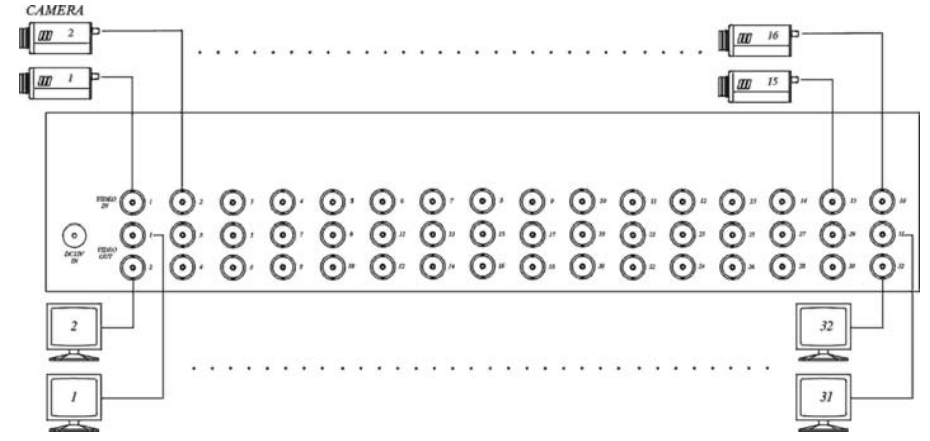
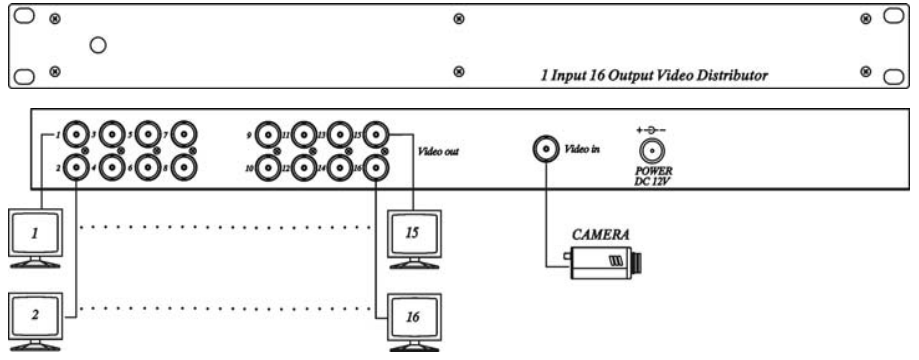
CD816 / CD816A



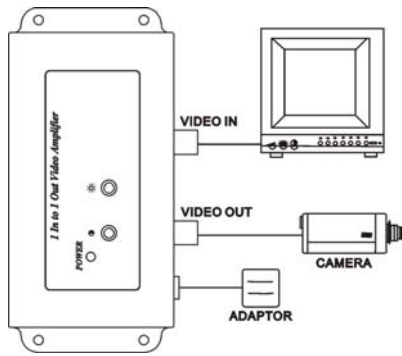
CD1632A



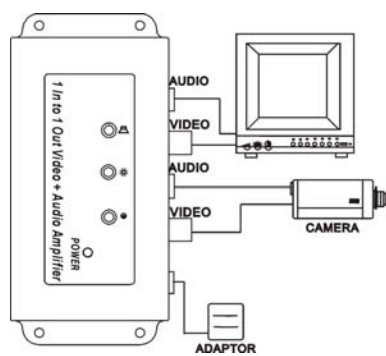
CD116



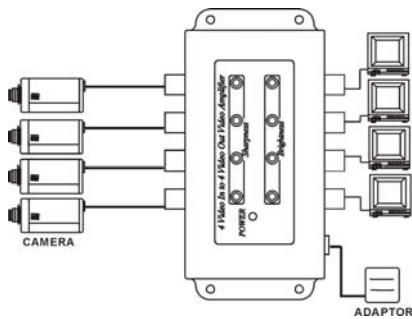
CA101



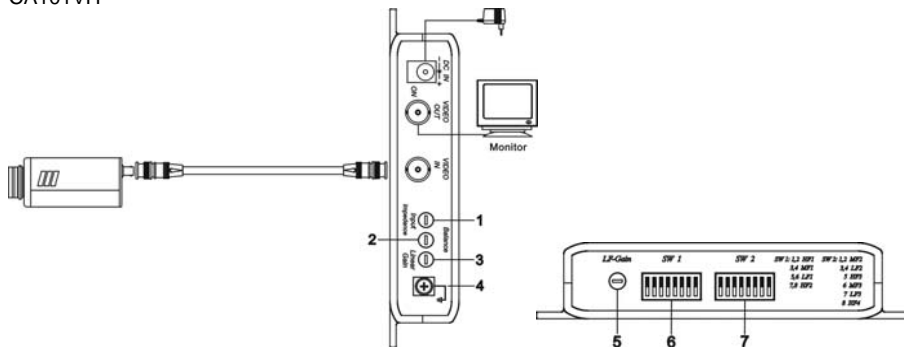
CA101A



CA404



CA101VH



<http://www.foresight-cctv.com>

CA101VH Trimmer Function:

CA101VH have numerous trimmers as follows, you could adjust them upon different range transmission for best picture quality.

- Input Impedance: To adjust the impedance matching between CA101VH and cable, to transmit long-range video signal without any video loss.
- Balance: Adjust the balance of video signal upon long-range transmission to immunity noise for cleaner picture.
- Linear Gain: Adjust the Linear Gain for appropriate output video signal upon different range transmission.
- Ground: Ground to the Earth.
- LF Gain: Adjust the LF Gain for color contrast.
- SW1: Adjust the Dip Switch 1 – 8 upon different range, for the best picture quality on color brightness & contrast.
- SW2: Adjust the Dip Switch 1– 8 upon different range, for the best picture quality on color brightness & contrast.

CA101VH Installation:

1. Make sure the all Dip Switch SW1, SW2 (6, 7) at down position.
2. Adjust Liner Gain trimmer – 3 for stable video signal.
3. Then switch SW1, SW2 (6,7) to up position until good picture quality on color brightness & contrast. Please refer to the following recommended chart on DIP-switch for different range.
4. At last, to adjust other trimmers slightly (1, 2, 5) for best quality picture.
5. Make sure ground to the earth (4), to protect CA101VH and other monitoring equipment.

Distance (M)	SW1 (1-8), SW2 (1-8)
0 – 300	x
300 – 600	SW1(1,2) to SW1(1,2,3) up
600 – 900	SW1(1,2,3) to SW1(1,2,3,4,5) up
900 – 1200	SW1(1,2,3,4,5,6) to SW(1,2,3,4,5,6,7,8)+SW2(1) up
1200- 1500	SW1(1,2,3,4,5,6,7,8)+SW2(1) to SW1(1,2,3,4,5,6,7,8)+SW2(1,2,3,4,5) up

Troubleshooting:

All transmission distances mentioned above are without connecting image processor (e.g. Quad, Multiplexer, DVR), the transmission range would be reducin100-200meters upon different camera, cable,DVR...ect.

1. When finish the installation, but no video signal, please checks Power LED and power source.
2. Video signal is not normal; please check “+” and “-” of cable.

<http://www.foresight-cctv.com>

Specifications:

ITEM NO.	CD102	CD104	CD108	CD408
Video Input Channel	1	1	1	4
Video Output Channel	2	4	8	8
Video Input Level	0.8~1.2Vp-p, 75 Ohms			
Video Output Level	1Vp-p (Standard), 75 Ohms			
Video Bandwidth	10hz - 10MHz			
Power Supply	DC12V 500mA / AC24V	DC12V 500mA / AC24V	DC12V / 500mA	DC12V / 500mA
Power Consumption	40mA	100mA	150mA	150mA
Dimensions W x H x D mm	42.2x27.7x46	138x86x29.5	133x87x44	133x145x44
Weight g	65	115	450	680
Material	ABS Black	ABS Black	Metal Black	Metal Black

ITEM NO.	CD816	CD116	CD1664
Video Input Channel	8	1	16
Video Output Channel	16	16	64
Video Input Level	0.8~1.2Vp-p, 75 Ohms		
Video Output Level	1Vp-p (Standard), 75 Ohms		
Video Bandwidth	10hz - 10MHz		
Power Supply	DC12V 500mA / AC24V	DC12V / 500mA	DC12V / 1000mA
Power Consumption	250mA	250mA	800mA
Dimensions W x H x D mm	483x195x44 (1U height)	483x189x44 (1U height)	483x110x88.4mm (2U height)
Weight g	2270	2050	2980
Material	Metal Black		

ITEM NO.	CD102A	CD408A	CD816A	CD1632A
Video Input Channel	1	4	8	16
Video Output Channel	2	8	16	32
Video Input Level	0.8~1.2Vp-p, 75 Ohms			
Video Output Level	1Vp-p (Standard), 75 Ohms			
Video Bandwidth	10hz - 10MHz			
Power Supply	DC12V / 500mA	DC12V / 500mA	DC12V 500mA / AC24V	DC12V/1200mA (Regulated)
Power Consumption	100mA	150mA	250mA	800mA
Dimensions W x H x D mm	138x76x31.5	133x148x44	483x191x44 (1U height)	483x62x88.4mm (2U height)
Weight g	110	725	2300	1600
Material	ABS Black	Metal Black	Metal Black	Metal Black

ITEM NO.	CA101	CA101A	CA404
Video Input Channel	1	1	4
Video Output Channel	1	1	4
Audio Input Channel	x	1	x
Audio Output Channel	x	1	x
Video Input Level	0.8~1.2Vp-p, 75 Ohms		
Video Output Level	1Vp-p (Standard), 75 Ohms		
Video Bandwidth	10hz - 10MHz		
Transmission Range	1000 meters		
Power Supply	DC12V / 500mA	DC12V / 500mA	DC12V / 500mA
Power Consumption	100mA	100mA	220mA
Dimensions W x H x D mm	138x76x32	138x76x32	138x89x31.5
Weight g	100	110	145
Material	ABS Black		

ITEM NO.	CA101VH
Video input	0.12-2Vp-p
Input impedance	45 - 175 Ohms
Video output	1Vp-p, 75 Ohms
Freq. response	50 Hz - 5 MHz(-3 dB)
Disturbance reduction	> 70 dB, 50Hz
Gain adjustment	+6 dB...+60 dB at 5 MHz
Noise	-50 dB at+40 dB gain adj. -47 dB at+60 dB gain adj.
Input protection	Surge arrester
Indicators	LED (Red)-power on
Power Supply	DC12V / 500mA
Power Consumption	150mA
Dimensions W x H x D mm	138x77x28
Weight g	130
Material	ABS Black